










Manufacturer	 C D A 	
Model	RV 701 SS (top oven)	RV 701 SS (lower oven)
A - More efficient B C D E F G - Less efficient	A	A
Heating function (Energy class)		
Energy consumption (KWh)	0,72	0,79
Time (min)	36,6	42
Conventional		
Forced air convection		
Heating function		
Energy consumption (KWh)		
Time (min)		
Conventional		
Forced air convection		
Usable volume (litres)	35	53
Small		
Medium		
Large		
The area of the largest baking sheet (cm2)	1570	1570

1421342
 C D A RV 701 SS (top oven)

0,72 -
35
